

Measurement of the W mass at LHC

- Motivation
- The Tevatron experience
- ATLAS: preliminary study
→ more results in TDR

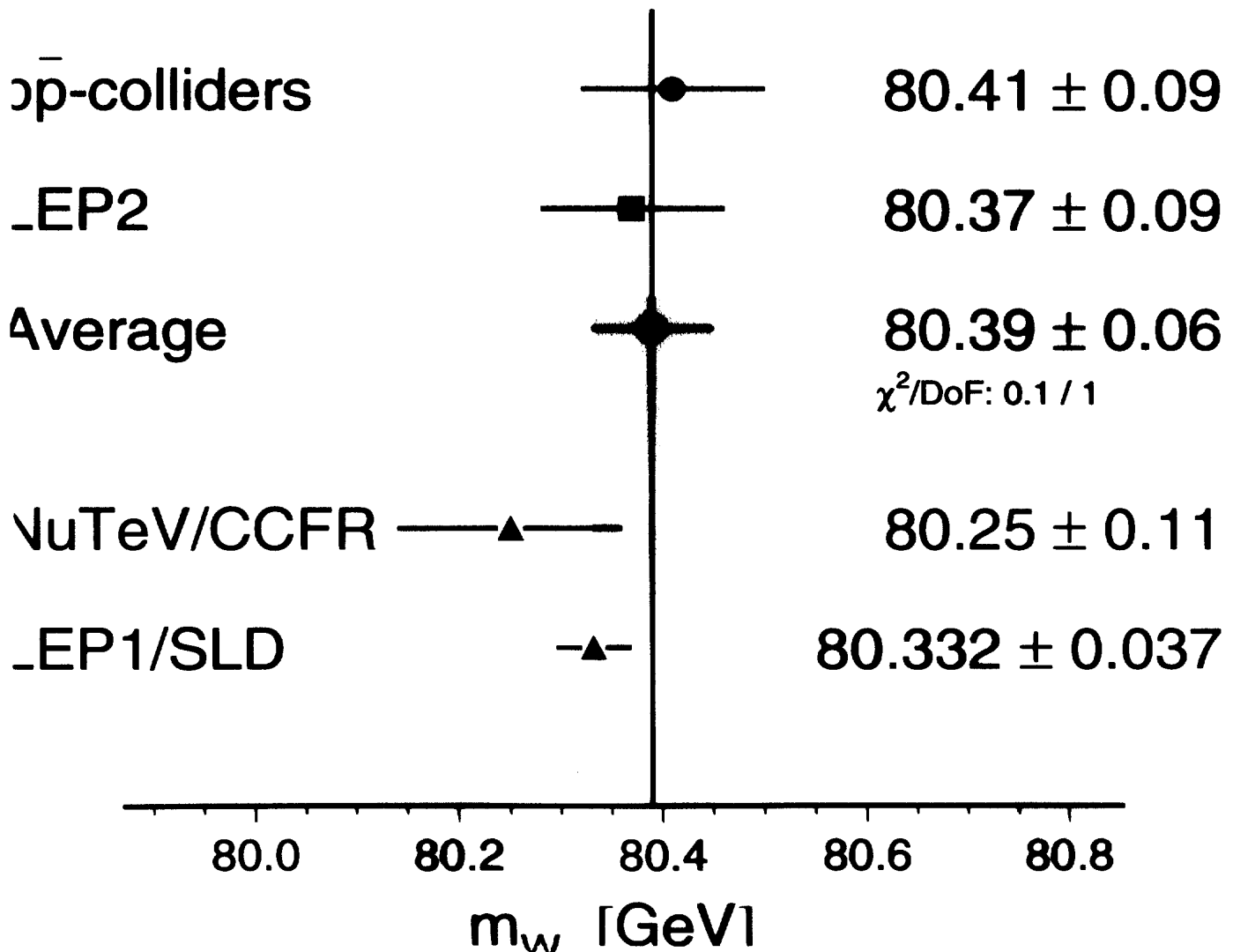
FABIOLA GIANOTTI
(CERN)

" If anyone wants to
measure the W mass at
LHC with high precision,
better he commits suicide ..."

G. Altarelli
LHC 4/3/98

Year 2005 : $\Delta m_w \approx 30 \text{ MeV}$

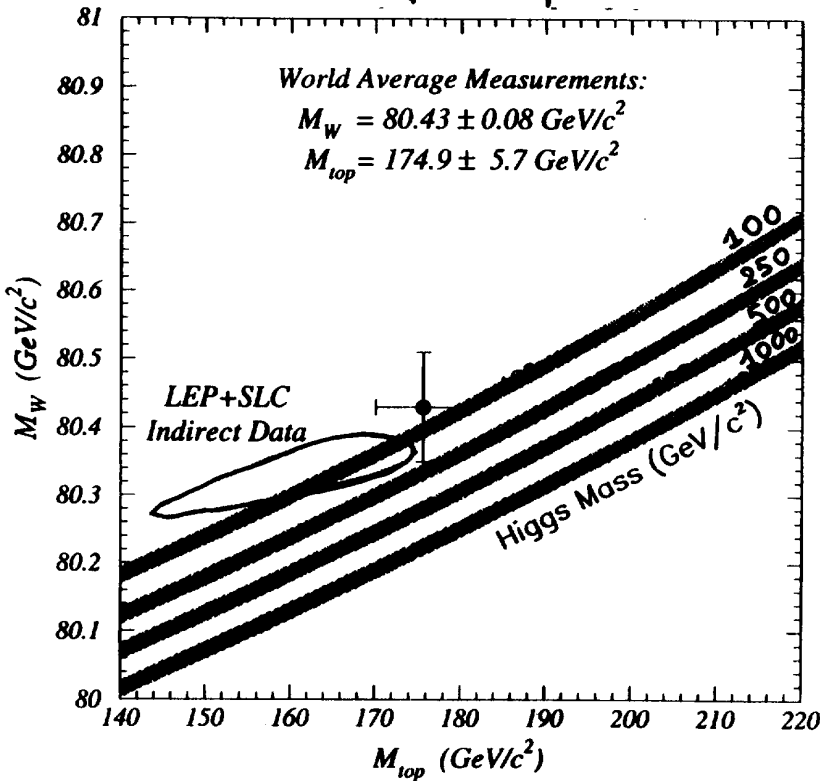
W-Boson Mass [GeV]



Motivations

$$m_W = \left(\frac{\pi \alpha (m_Z^2)}{\sqrt{2} G_F} \right)^{1/2} \frac{1}{\sin^2 \theta_W \sqrt{1 - \Delta \rho} \approx 4\%}$$

$$\uparrow f(m_t^2, \lg m_H^2)$$



Jerusalem '97

"Gold rule": $\Delta m_W \sim 0.7 \times 10^{-2} \Delta m_t$ to get equivalent errors

$\rightarrow \Delta m_t \approx 2 \text{ GeV}$ LHC

requires $\Delta m_W \approx 15 \text{ MeV}$

beyond sensitivity of LEP2/Tev2000 ($\sim 30 \text{ MeV}$)



Can LHC measure m_W to $\lesssim 20 \text{ MeV}$?

\leftarrow no complete study exists



- constrain m_H to $\approx 30\%$.
- allow test of SM if Higgs found

m_W : first precision measurement
at hadron colliders
(S $\bar{p}p$ S, Tevatron)

Difficult ! - not enough kinematic constraints
($W \rightarrow l \bar{\nu}$)

- underlying event
- background
- etc..

⊕ subject to subtle effects difficult
to predict before experiment starts

However

Determine LHC potential based
on Tevatron experience + expected
detector performance and physics at LHC



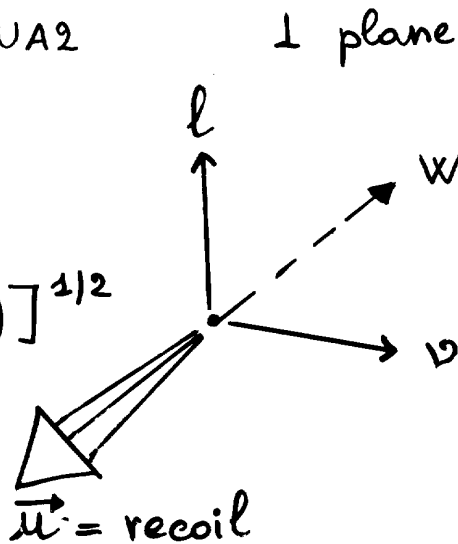
- 1) get idea of total error
and dominant uncertainties
- 2) extract relevant lessons : needed
detector performance, theoretical inputs,
etc.

Method: pioneered by UA2

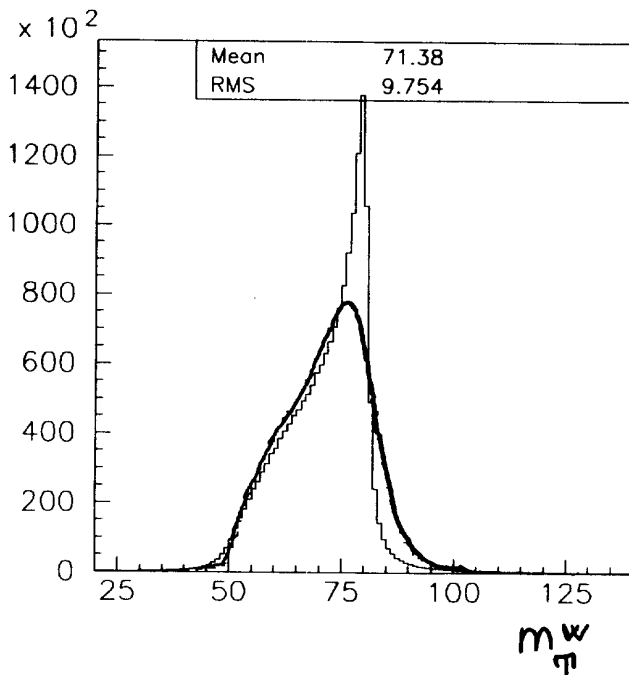
- Reconstruct $m_{\pi^0}^W$:

$$m_{\pi^0}^W = \left[2 p_{\pi^0}^l p_{\pi^0}^v (1 - \cos \Delta\phi_{ev}) \right]^{1/2}$$

$$= -|\vec{p}_{\pi^0}^l + \vec{u}| = p_{\pi^0}$$



Edge of $m_{\pi^0}^W$ distribution sensitive to m_W



— particle level
 — include detector resolution (ATLAS)

Fit $m_{\pi^0}^W$ from data with MC samples generated with various $m_W \rightarrow$ get m_W which gives the best fit

Uncertainties on m_W

Come mainly from uncertainties on MC input ingredients

- From detector performance :

- E, p scale
- E, p resolution
- Recoil modelling
- Selection biases

- From physics :

- ρ_W, \mathcal{D}_W (higher-order)
- structure functions
- Γ_W
- radiative decays
- background

Constrained "in situ" by physics samples:

$$W \rightarrow l\nu$$

$$Z \rightarrow l^+l^-$$

$$J/\psi \rightarrow e^+e^-$$

$$\pi^0 \rightarrow \gamma\gamma$$

etc.

Advantages of LHC

- Physics (statistics):

$$\sigma(pp \rightarrow W + X) \approx 30 \text{ nb} \quad \sqrt{s} = 14 \text{ TeV}$$

$$\quad \quad \quad \downarrow \ell \nu \quad \quad \quad \ell = e, \mu$$

$$\downarrow 300 \times 10^6 \text{ events/year/expt.}$$

at low \mathcal{L}

NB: $\sigma \approx 3 \text{ nb} \quad \sqrt{s} = 1.8 \text{ TeV}$

After typical selections:

1 isolated $\ell \quad p_{T}^{\ell} > 25 \text{ GeV} \quad |\eta_{\ell}| < 2.4$

$p_{T}^{\bar{\nu}} > 25 \text{ GeV} \quad , \quad |\eta^{\bar{\nu}}| < 2.0 \text{ GeV}$

No jets $p_{T} > 30 \text{ GeV}$

$$\downarrow \mathcal{E} = 25\% \times 90\% \times 80\% \approx 20\%$$

\uparrow kinematic cuts \uparrow ℓ reconstruction \uparrow ℓ id

$$\downarrow \boxed{\sim 60 \text{ MW /year/expt}}$$

at 10^{33}

Tevatron	Run I :	~ 35000	$W \rightarrow \ell \nu$ /expt
Tevatron	Run II :	$< 600,000$	$W \rightarrow \ell \nu$ /expt

Furthermore :

High-statistics "control sample" close to m_W : $Z \rightarrow l^+ l^-$

Used to :

- understand detector performance (E, p scale, etc.)
- model detector response in MC (recoil, E/p resolution, etc.)
- model physics (P_{π^W} , etc.)

$$\sigma(pp \rightarrow Z + X \rightarrow l^+ l^-) \approx 3 \text{ nb} \quad l = e, \mu$$

↳

1 $Z \rightarrow e^+ e^-$, 1 $Z \rightarrow \mu^+ \mu^-$
per second at 10^{33}

6 MZ / year / expt at 10^{33}
after all cuts

Tevatron Run I : $\sim 3500 Z \rightarrow l^+ l^-$

Tevatron Run II : $\lesssim 60,000 Z \rightarrow l^+ l^-$

- Detectors :

ATLAS / CMS are ^{potentially} better detectors than CDF / D ϕ :

- E, p resolution (EM calo, μ system)
→ lepton measurement

- granularity (EM CALO) :

$$\text{D}\phi \quad \Delta\phi \times \Delta\eta = .1 \times .1$$

$$\text{CDF} \quad = .25 \times .1$$

$$\text{ATLAS} \quad = .025 \times .025 + \text{strips}$$

→ electron ID, radiative decays, underlying event, etc.

- coverage :

$$|\eta| < 2.4 \quad \text{precision physics LHC}$$

$$|\eta| < 1 \quad \text{" " Tevatron Run 1}$$

$$|\eta| < 5 \quad \text{calorimetry coverage LHC}$$

→ acceptance, p_{T} measurement

Disadvantages of LHC

- Detector complexity

↳ need time to understand performance to required level

- Environment (pile-up) if \mathcal{L} goes up fast.

For $\mathcal{L} = 10^{33} \text{ cm}^{-2} \text{ sec}^{-1}$:

2 interactions/x-ing \rightarrow "quiet environment"

Note: Tevatron Run 1B
 ~ 2.5 interactions/x-ing

For $\mathcal{L} = 10^{34} \text{ cm}^{-2} \text{ sec}^{-1}$:

20 interactions/x-ing $\rightarrow m_{\pi}^W$ edge spoiled

↳ m_W is most likely a low \mathcal{L} measurement

Method :

↓ PYTHIA + ATLFEST

- Produce m_{π}^W plot for "reference" mass ($m_W = 80.300$ GeV)
- Consider all uncertainties from Tevatron → extrapolate to LHC

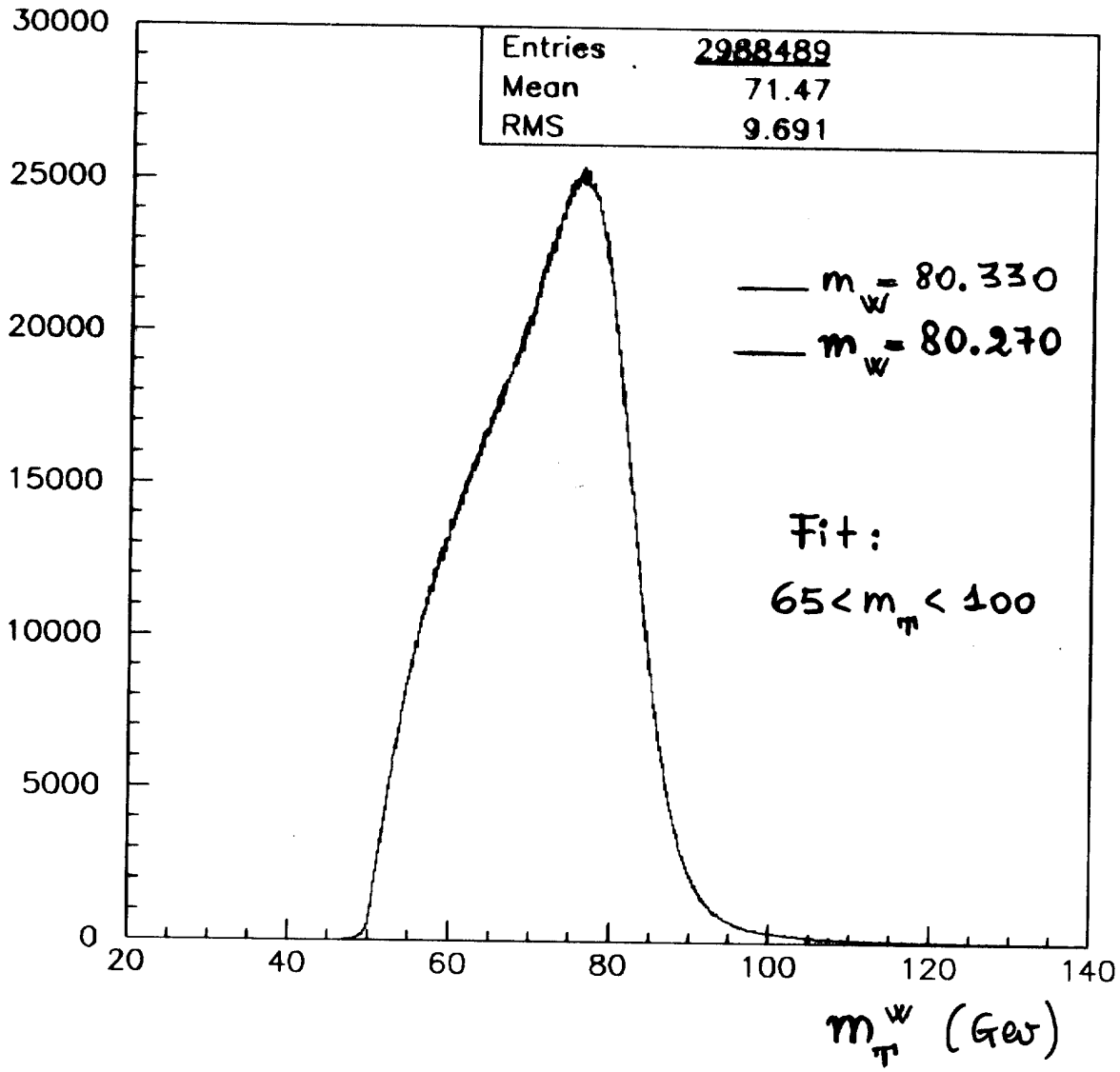
TABLE. I. Summary of uncertainties (in MeV/c²) in the W mass measurement.

Uncertainty	ΔM_W^e	ΔM_W^μ	Common
Statistical	145	205	...
Energy scale	120	50	50
Scale from J/ψ	50	50	50
CTC alignment	15	15	15
Calorimeter	110
Other systematics	130	120	90
e or μ resolution	80	60	...
Input p_T^W	45	45	25
Recoil modeling	60	60	60
Parton dist. functions	50	50	50
e or μ ID and removal	25	10	5
Trigger bias	0	25	...
Radiative corrections	20	20	20
W width	20	20	20
Higher-order corrections	20	20	20
Backgrounds	10	25	...
Fitting	10	10	...
Total uncertainty	230	240	100

CDF
Run 1A
PRD, 52, 1995,
4784.

- Change simulation ingredients (p_{π}^W , e/μ resolution, etc.)
↳ new m_{π}^W spectra
- Compare new m_{π}^W spectra with "reference" spectrum (Kolmogorov test)
↳ Δm_W

Total $\Delta m_w \approx 20 \text{ MeV} \rightarrow$
 single uncertainties $\ll 10 \text{ MeV}$
 \rightarrow need large statistics



3M of events after cuts \leftarrow 5% of LHC statistics!
 $\approx 12 \text{ M}$ of events generated : (one year)

$\Delta m_w = 60 \text{ MeV} \leftrightarrow 7.5 \sigma$

\hookrightarrow sensitive to $\approx 8 \text{ MeV}$

ℓ energy / momentum scale

Largest uncertainty at Tevatron :

CDF	:	120 MeV	$W \rightarrow e\nu$	(1.5 %)
(1A)		50 MeV	$W \rightarrow \mu\nu$	(0.6 %)
$D\phi$:	70 MeV	$W \rightarrow e\nu$	(0.9 %)
(1 A+B)				

Most likely dominant error also at LHe :

$$\Delta m_W \lesssim 20 \text{ MeV} \rightarrow \Delta E \lesssim 0.2 \%$$

(15 MeV error on m_W)

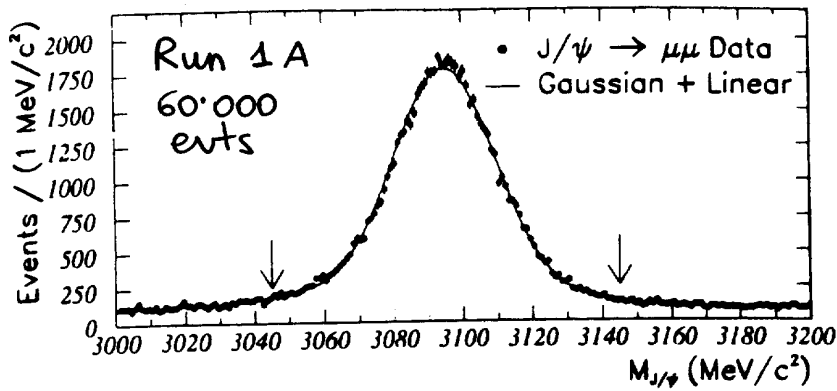


Note :

- up to now ATLAS goal : 1 %
($H \rightarrow \gamma\gamma$ mass, $\chi_2^0 \rightarrow ll \chi_1^0$ edge, etc.)
→ not enough to measure m_W
- Tev 2000 : $\Delta m_W \lesssim 40 \text{ MeV} \rightarrow \Delta E \approx 0.4 \%$

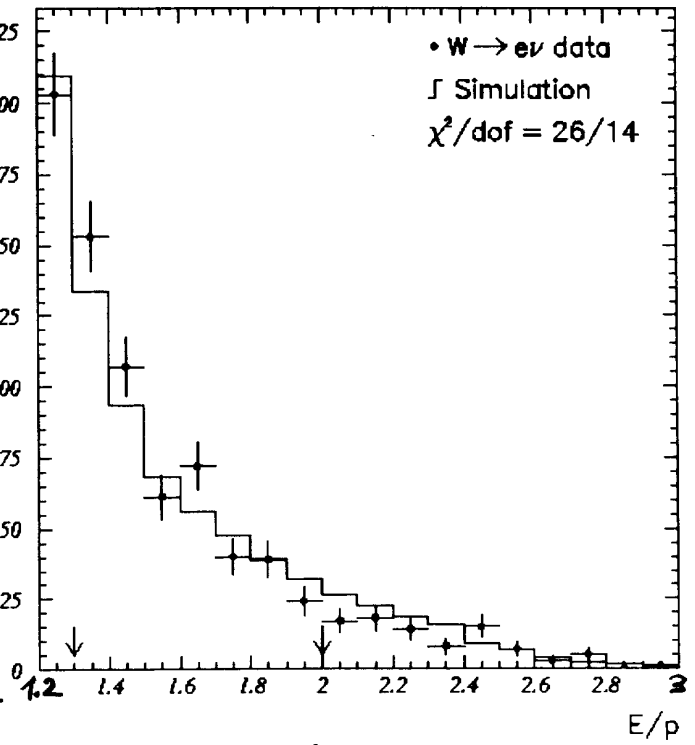
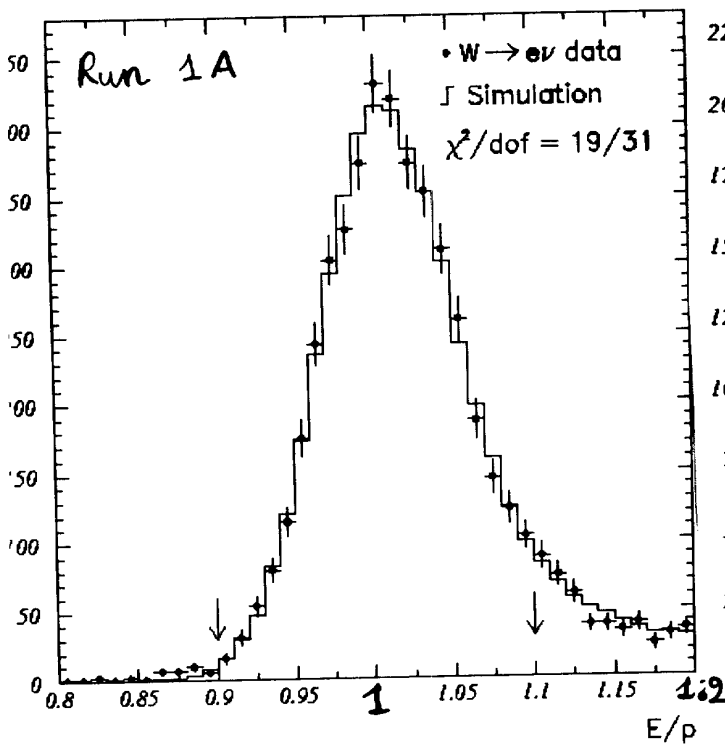
PDF:

- p scale in tracker determined with $J/\psi \rightarrow \mu^+ \mu^-$



→ 0.6%
 $\Delta m_W \approx 50$ MeV

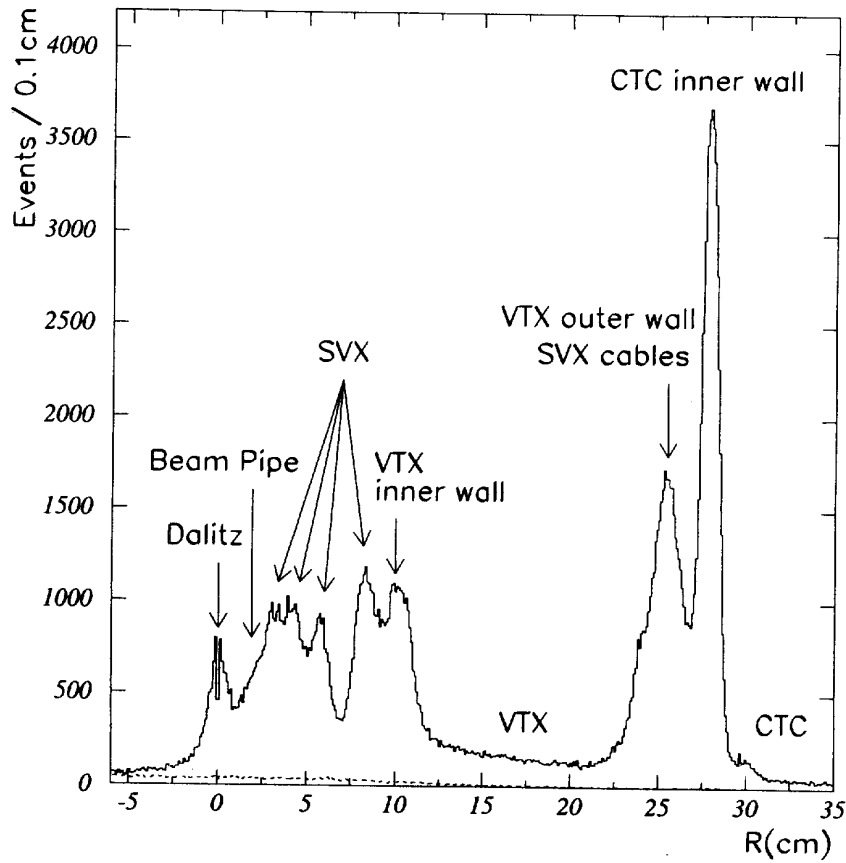
- E scale in calorimeter transferred from tracker using E/p for e^\pm from W decays
 \uparrow from MC (Bremsstrahlung)



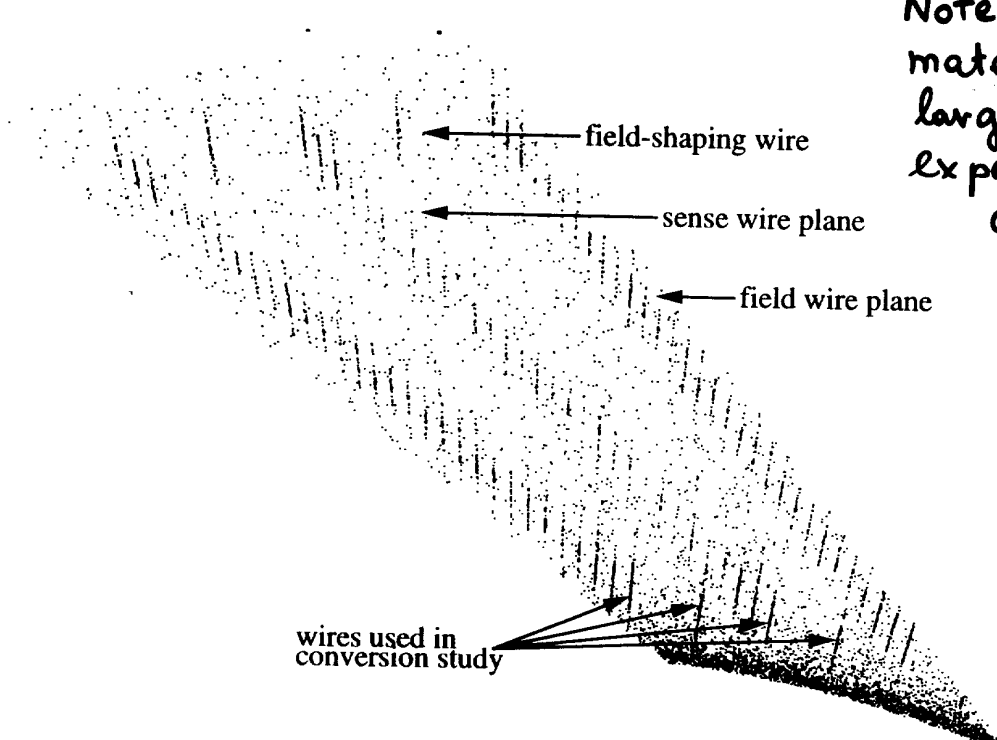
↑
from peak get the scale

↑
from tails (+ $\gamma \rightarrow e^+ e^-$) get tracker material

Material checked with $\gamma \rightarrow e^+e^-$



Note: measured material ~ 1.4 larger than expected from construction



CTC wire distribution in innermost superlayer

from $J/\psi \rightarrow \mu^+ \mu^-$
(60,000 evts)
↓

CDF error on μ^\pm scale

Effect	Uncertainty (MeV/c ²)
Statistics	0.1
Muon energy loss before tracking	1.3
Beam constraint	0.3
Opening polar angle effect	—
Residual field nonuniformity	0.6
Background	0.1
Time variation	0.5
Radiative decay	0.2
Uncertainty in world-average $M_{J/\psi}$	0.1
Subtotal	1.6
Extrapolation from $M_{J/\psi}$ to M_W	0.9
Total	0.6% 1.8

→ ATLAS
($Z \rightarrow \mu^+ \mu^-$)

→ /

→ .04

→ /

→ < 0.6 ?

→ /

→ .1

→ .05

→ .04

→ < .6 MeV .2%.

→ $\Delta m_W \approx 50 \text{ MeV}$ $\Delta m_W \approx 15 \text{ MeV}$

CDF error on e^\pm scale

TABLE XIII. Uncertainties incurred setting the energy scale from the momentum scale.

Effect	Uncertainty (%)	ΔM_W (MeV/c ²)
Statistics in E/p peak	0.08	65
Material scale	0.09	70
Electron resolution	0.06	50
Fitting	0.02	15
Total	0.136	110

+ μ scale .06 50 → 15 MeV

Total .15 120 → 18 MeV (.2%.)

⊕ $Z \rightarrow ee$

(*) require knowing ID material to \approx %

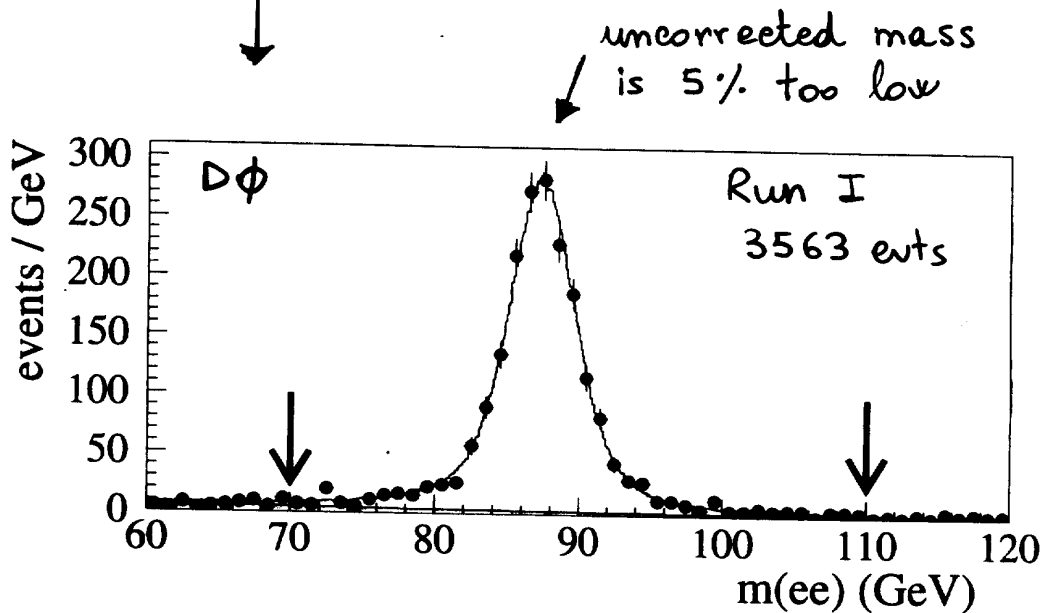
↳ Hard to get .2%.. but not impossible
(to be studied with full simulation)

$D\phi$: no B-field \rightarrow use $Z \rightarrow e^+e^-$
to calibrate EM calo

$$E_{\text{TRUE}} = \alpha E_{\text{MEAS.}} + \delta$$

\uparrow material, linearity, etc.

α, δ obtained constraining
 $Z \rightarrow e^+e^-, \pi^0 \rightarrow \gamma\gamma \rightarrow e^+e^-$ peaks
 $\hookrightarrow e^+e^-$



$\rightarrow \Delta m_W \approx 70 \text{ MeV}$ from uncertainty
(mainly statistics)
on α, δ

Note: Uncorrected absolute scale is
 $\sim 5\%$ too low

l energy / momentum resolution

CDF : 80 MeV $W \rightarrow e\nu$
60 MeV $W \rightarrow \mu\nu$

σ/P_T^2 and σ/E determined from
 $Z \rightarrow l^+ l^-$ width

Ex. $\frac{\sigma(\mu)}{P_T^2} = 0.000810 \pm 0.000085 \pm 0.00001 \text{ GeV}^{-1}$

$\begin{array}{ccc} 10\% & & 1\% \\ \uparrow & & \uparrow \\ \text{statistics} & & \text{systematics} \end{array}$

LHC : 20% uncertainty on
 e/μ resolution $\rightarrow \Delta m_W \approx 120 \text{ MeV}$

\hookrightarrow to have $\Delta m_W < 10 \text{ MeV}$
need to know l
resolution to $\leq 1.5\%$

\uparrow
similar to
CDF

Large samples of $Z \rightarrow l^+ l^-$: 5.7 MZ / year
after all cuts
(CDF : ~ 900 Z's)

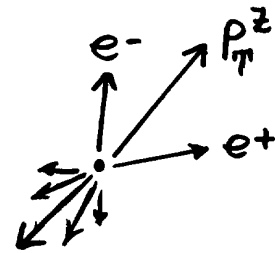
\hookrightarrow Dominated by systematic error ($< 1.5\%$ CDF)

\hookrightarrow $\Delta m_W < 10 \text{ MeV}$ to be confirmed
by full simulation

Recoil modelling (*)

For a given p_{π}^W recoil taken from $Z \rightarrow l^+ l^-$ data with

$$p_{\pi}^Z \approx p_{\pi}^W$$



CDF : 60 MeV $W \rightarrow e\nu$
 60 MeV $W \rightarrow \mu\nu$

dominated by $Z \rightarrow l^+ l^-$ statistics



LHC :

$$\Delta m_W \ll 10 \text{ MeV}$$

Note : recoil includes (small) pile-up at low L

$$(*) \quad m_{\pi}^2 = 2 p_{\pi}^l p_{\pi}^l (1 - \cos \Delta\varphi)$$

$$\hookrightarrow \vec{p}_{\pi} = -(\vec{u} + \vec{p}_{\pi}^l)$$

DΦ (Run 1) : $\Delta m_W \approx 30 \text{ MeV}$

Uncertainty on p_{π}^W $\leftarrow \approx 12 \text{ GeV}$ $\sqrt{s} = 14 \text{ TeV}$

Predicted p_{π}^W : "large" theoretical uncertainties non-perturbative region (soft gluons)

Measured p_{π}^W : large experimental uncertainties low- p_{π} particles

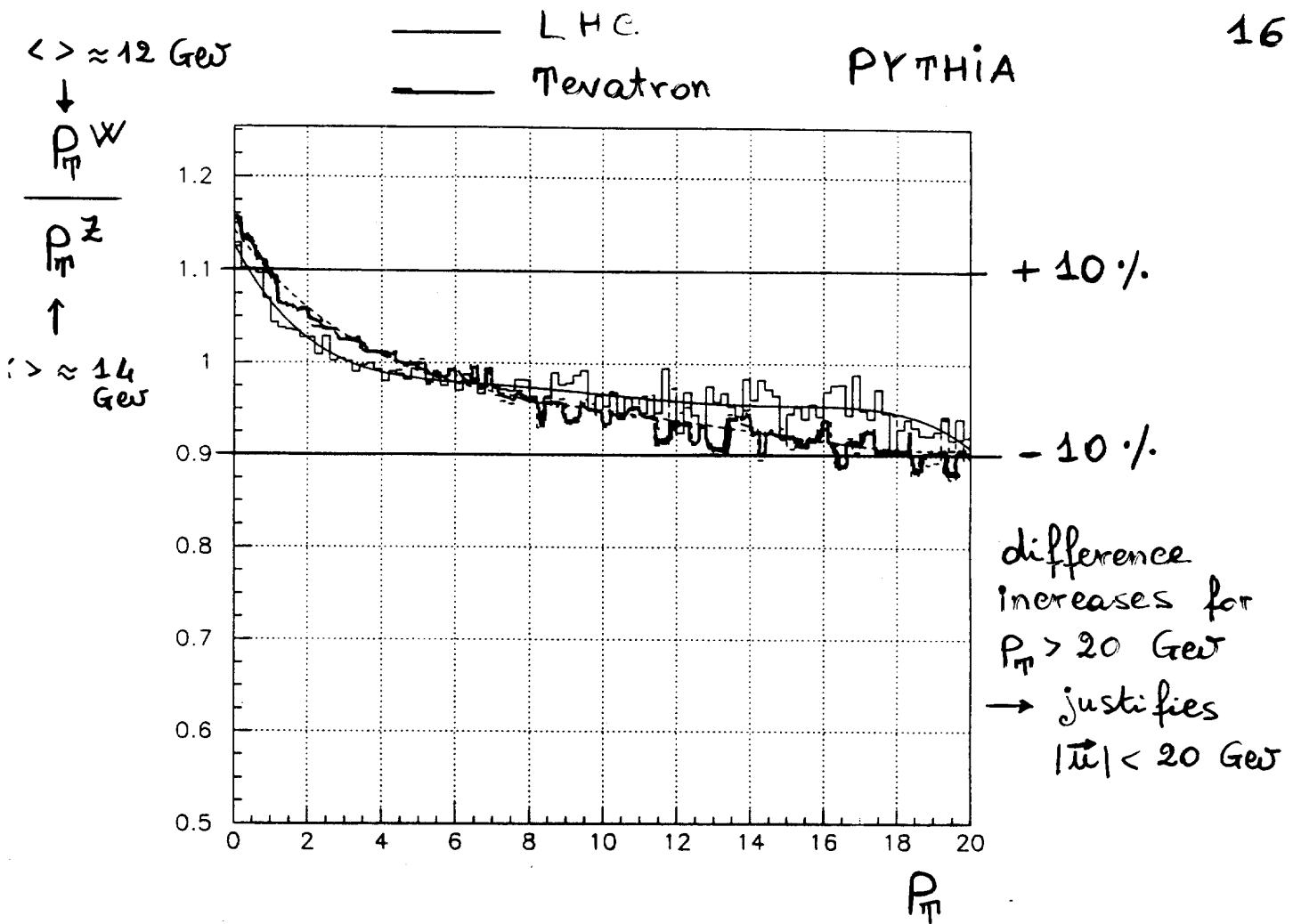


- since $p_{\pi}^W \approx p_{\pi}^Z$, measure p_{π}^Z ($Z \rightarrow l^+ l^-$) and use it as initial guess for p_{π}^W

- tune " p_{π}^W " until

$\mu_{ll}, \mu_{\pi\pi} \leftarrow$ recoil $Hc \approx$ recoil W data

CDF : 45 MeV $W \rightarrow e\nu$ } mainly from statistics of W/Z samples
 45 MeV $W \rightarrow \mu\nu$ }



LHC : large statistics of $Z \rightarrow l^+ l^-$
 \hookrightarrow accurate measurement of P_T^Z

Replacing P_T^W with P_T^Z in the simulation:

<u>$\Delta m_W \approx 10 \text{ MeV}$</u>	fit $65 < m_W < 100 \text{ GeV}$
$\approx 60 \text{ MeV}$	fit full spectrum
$\approx 200 \text{ MeV}$	fit to P_T^l spectrum

No further tuning done

\hookrightarrow $\Delta m_W < 10 \text{ MeV}$

W width

CDF : $\left. \begin{array}{l} 20 \text{ MeV} \quad W \rightarrow e \nu \\ 20 \text{ MeV} \quad W \rightarrow \mu \nu \end{array} \right\} \Gamma_W = 2.064 \pm 0.085 \text{ GeV}$
 ↑
 measured by CDF

Tevatron : Γ_W measured from:

- fit to high-E tails of $m_{\tau^+ \tau^-}$
 $\rightarrow \Delta \Gamma_W \approx 320 \text{ MeV}$

- $R = \frac{\sigma_W}{\sigma_Z} \cdot \frac{\text{BR}(W \rightarrow l \nu)}{\text{BR}(Z \rightarrow l^+ l^-)} \leftarrow \text{LEP}$
 ↑ ↑
 measured theory

↳ deduce $\text{BR}(W \rightarrow l \nu) \rightarrow \Gamma_W$

$$\Delta \Gamma_W = 0.085 \text{ GeV}$$

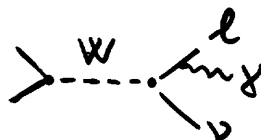
2005 : LEP2 : $\Delta \Gamma_W \approx 200 \text{ MeV} ?$

Tev 2000 : $\Delta \Gamma_W \ll 30 \text{ MeV}$

↳ Using $\Delta \Gamma_W = 30 \text{ MeV}$ and CDF error on m_W :

$$\Delta m_W < 7 \text{ MeV}$$

Γ_W at LHC : need to know $\frac{\sigma_W}{\sigma_Z}$ at $\ll 1\%$
 \rightarrow theoretical input

Radiative corrections

$W \rightarrow l \nu \gamma$ decays produce shift
in $m_W \rightarrow$ corrected. Error
from theoretical uncertainties

← today
 $\mathcal{O}(\alpha)$
calculations

CDF : 20 MeV $W \rightarrow e \nu$
 20 MeV $W \rightarrow \mu \nu$

LHC:

- improved theoretical calculations already available (Baur et al., Phys. Rev. D56, 140 (1997))
- granularity of ATLAS calo much finer than CDF \rightarrow study in more detail distribution of radiated γ 's
- large statistics of $Z \rightarrow l^+ l^- \gamma$

↓
 $\Delta m_W \ll 20 \text{ MeV}$

Assume :

$\Delta m_W \approx 10 \text{ MeV}$

← to be confirmed by full sim.

DΦ (Run 1): $\Delta m_W = 15 \text{ MeV}$

Background

Can distort m_{π}^W shape

CDF : $\left. \begin{array}{l} 10 \text{ MeV} \quad W \rightarrow e\nu \\ 25 \text{ MeV} \quad W \rightarrow \mu\nu \end{array} \right\}$ from background uncertainty

Dominant backgrounds : $W \rightarrow \tau\nu$ e channel (0.8%)
 \downarrow
 $e\nu$

$Z \rightarrow \mu^+\mu^-$ μ channel (3.6%)

\uparrow
 μ coverage up to $|m| < 1.7$

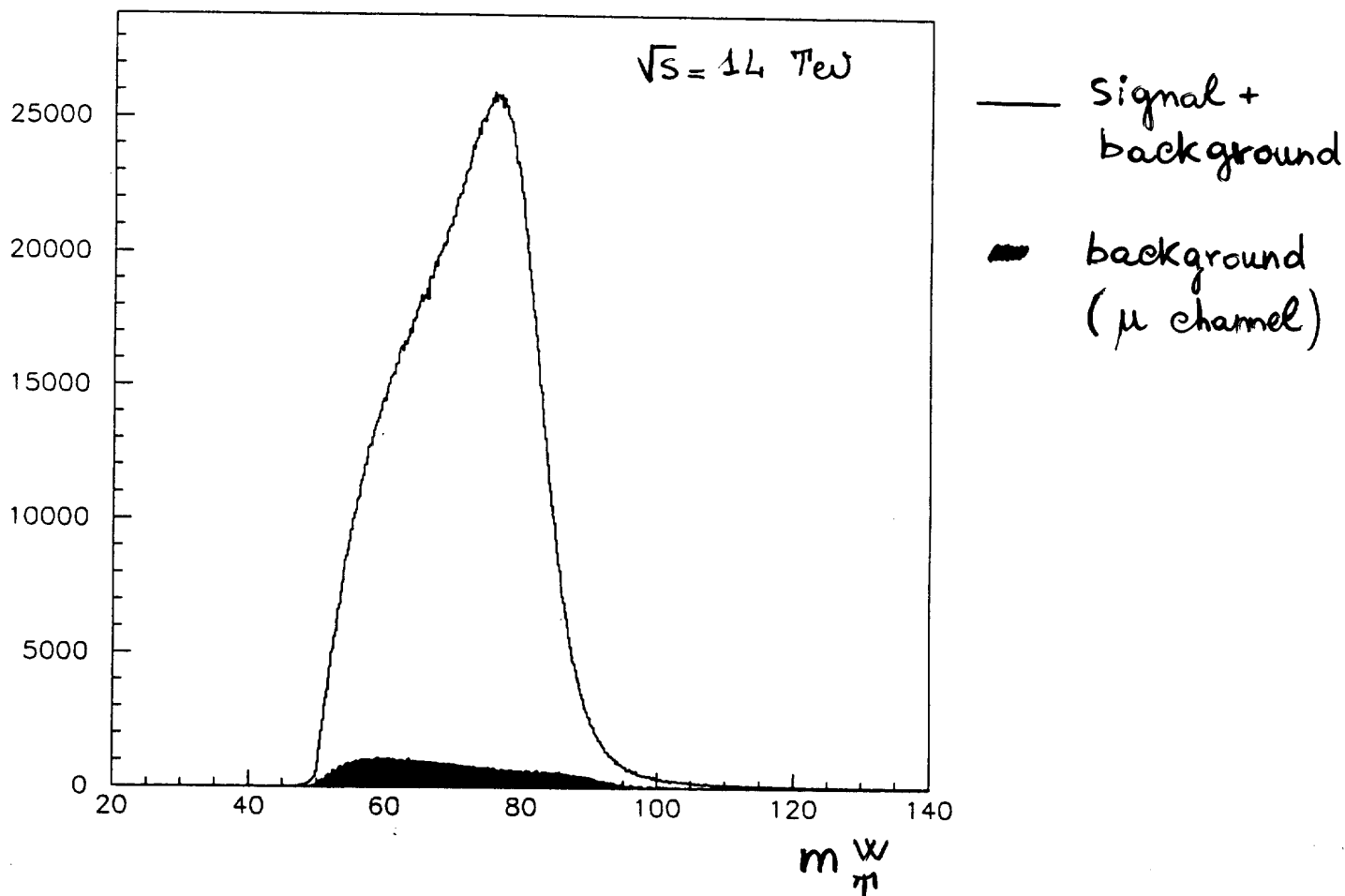
ATLAS :

$$Z \rightarrow e^+e^- : \sim 10^{-4}$$

$$Z \rightarrow \mu^+\mu^- : 4\% \text{ (if } |m_{\mu}| > 2.7 \text{ large } p_{\pi} \text{ !)}$$

$$W \rightarrow \tau\nu : 1.3\%$$

$$t\bar{t} : 10^{-5}$$



$$\begin{aligned} \langle m_{\pi^+ \pi^-}^W \rangle &= 71.5 \text{ GeV} && \text{signal} \\ &\approx 69.7 \text{ GeV} && \text{background} \end{aligned}$$

If background is neglected:

$$\begin{aligned} \Delta m_W &\approx 30 \text{ MeV} && W \rightarrow e\nu \\ &140 \text{ MeV} && W \rightarrow \mu\nu \end{aligned}$$

↳ to have $\Delta m_W < 10 \text{ MeV}$
need to know background to

@DF:
background
known to 15%.

$$< 30\% \quad W \rightarrow e\nu$$

$$< 7\% \quad W \rightarrow \mu\nu$$

← dominated by $Z \rightarrow \mu\mu \rightarrow \text{check with } Z \rightarrow ee$

Total error on m_W

(a first provocative guess...)

SOURCE	Δm_W (10^4 pb^{-1})
Statistics	2 MeV
E-scale	15 MeV ←
e/ μ resolution	5 MeV
P_T^W	5 MeV
recoil modelling	5 MeV
e/ μ removal	3 MeV
e/ μ ID	5 MeV
W width	5 MeV
Radiative corrections	10 MeV
Higher-order corrections	10 MeV
Structure functions	10 MeV ← ?
Background	5 MeV
Fitting	5 MeV
Others (unpredictable ...)	?
TOTAL	~ 25 MeV

↑ per channel / expt.

→ $< 20 \text{ MeV}$ combining e/ μ
per experiment

Note :

- Statistics is large but we will need to understand detector vs η / φ / E
- Need a lot of constraints (e.g. precise knowledge of \underline{B} and ID material) to disentangle different contributions to detector behaviour \rightarrow to determine systematics
- Use of $\textcircled{P_{\pi}^{\ell}}$ $\rightarrow \approx m_W/2$ under study (insensitive to p_{π}^{ℓ} , less sensitive to pile-up, more sensitive to p_{π}^{ν} than m_{π}^{ν})
- Use of $\textcircled{m_{\pi}^{\pm}}$ will also be studied. However:
 - lose ~ 10 in statistics
 - different W/\pm production (PDF, radiative decays, etc.)
 - e^{\pm} identification bring bias

Eventually will use everything

Conclusions

- Measurement of m_W to ≈ 15 MeV important to constrain m_H and theory (SM, MSSM)

- Preliminary study: ATLAS can achieve

$$m_W < 20 \text{ MeV} \quad \text{from } m_{\pi^W} \quad (*)$$

More study needed with P_{π^l} , m_{π^Z}

- Full simulation needed to understand detector effects (E/p scale/resolution, bias from lepton ID, pile-up, etc.)

↳ lot of work

(*) Note: precision competitive with e^+e^- LC where $\Delta m_W \approx 15$ MeV
(not true for m_{top} !)

Theoretical challenges:

- $P_{\pi^0}^W, \mathcal{D}_W$
- radiative decays
- $\sigma_W / \sigma_Z \rightarrow \Gamma_{\#}$
-

Experimental challenges:

- l scale $\rightarrow \Delta B \approx 1\% \leftarrow$
 $\Delta X_0 \approx \%$
Alignment $\approx \mu$
- l resolution
- bias from l identification

ATLAS:
1 month
during
installation
devoted to
this